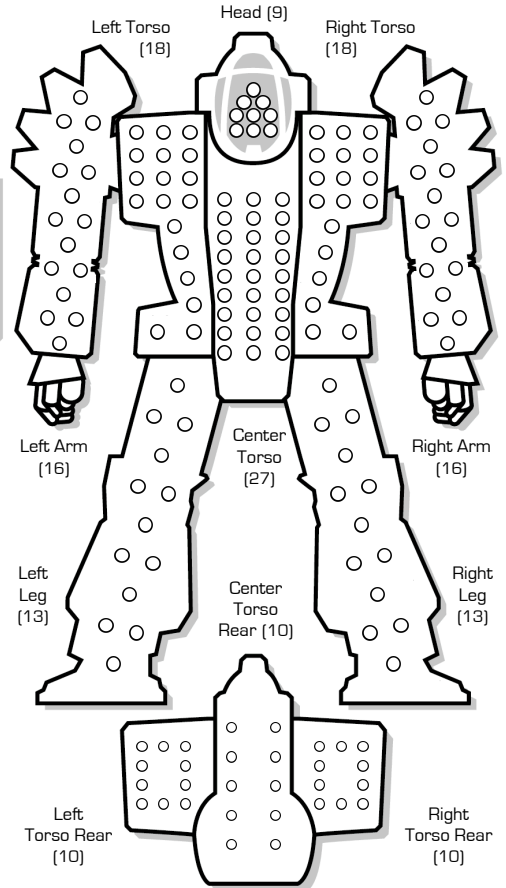


# BATTLETECH™

## BATTLEMECH RECORD SHEET

Armor Factor - 160

### ARMOR DIAGRAM



### 'MECH DATA

Type: Rifleman RFL-7M


Movement Points: **Tonnage:** 60  
 Walking: 4 **Tech Base:** Inner Sphere  
 Running: 6 **Rules Level:** Standard  
 Jumping: 0 **Role:** Brawler

### WARRIOR DATA

Name: \_\_\_\_\_  
 Gunnery Skill: \_\_\_\_\_ Piloting Skill: \_\_\_\_\_  
 Hits Taken 

1	2	3	4	5	6
3	5	7	10	11	Dead

  
 Consciousness#



### Weapons & Equipment Inventory

Qty	Type	Loc	Ht	Dmg	Min	Sht	Med	Lng
1	Small Laser	H	1	3	—	1	2	3
1	Guardian ECM Suite	CT	0	—	—	—	—	6
1	ER Medium Laser	RT	5	5	—	4	8	12
1	ER Medium Laser	LT	5	5	—	4	8	12
2	ER Medium Laser	RA	5	5	—	4	8	12
1	Light Gauss Rifle	RA	1	8	3	8	17	25
2	ER Medium Laser	LA	5	5	—	4	8	12
1	Light Gauss Rifle	LA	1	8	3	8	17	25

BV: 1,521



### CRITICAL HIT TABLE

#### Left Arm

- Shoulder
- Upper Arm Actuator
- 1-3 Light Gauss Rifle
- Light Gauss Rifle
- Light Gauss Rifle
- Light Gauss Rifle

- Light Gauss Rifle
- ER Medium Laser
- ER Medium Laser
- 4-6 Endo Steel
- Endo Steel
- Endo Steel

#### Left Torso

- XL Engine
- XL Engine
- XL Engine
- 1-3 Double Heat Sink
- Double Heat Sink
- Double Heat Sink

- ER Medium Laser
- 4-6 Ammo (Light Gauss) 16
- Endo Steel
- Endo Steel
- Roll Again
- Roll Again

#### Left Leg

- Hip
- Upper Leg Actuator
- Lower Leg Actuator
- Foot Actuator
- Endo Steel
- Endo Steel

#### Head

- Life Support
- Sensors
- Cockpit
- Small Laser
- Sensors
- Life Support

#### Center Torso

- XL Engine
- XL Engine
- XL Engine
- 1-3 Gyro
- Gyro
- Gyro

- Gyro
- XL Engine
- XL Engine
- 4-6 XL Engine
- Guardian ECM Suite
- Guardian ECM Suite

Engine Hits ○○○  
 Gyro Hits ○○  
 Sensor Hits ○○  
 Life Support ○

#### Right Arm

- Shoulder
- Upper Arm Actuator
- 1-3 Light Gauss Rifle
- Light Gauss Rifle
- Light Gauss Rifle
- Light Gauss Rifle

- Light Gauss Rifle
- ER Medium Laser
- ER Medium Laser
- 4-6 Endo Steel
- Endo Steel
- Endo Steel


#### Right Torso

- XL Engine
- XL Engine
- XL Engine
- 1-3 Double Heat Sink
- Double Heat Sink
- Double Heat Sink

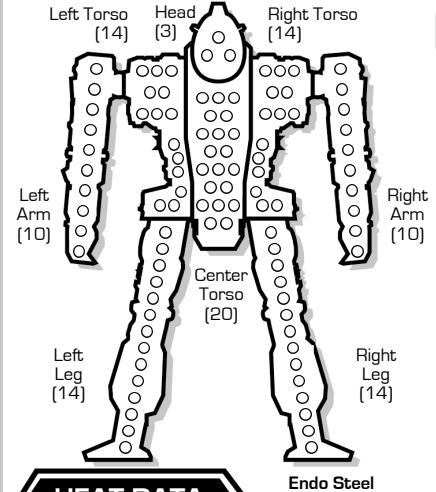
- ER Medium Laser
- 4-6 Ammo (Light Gauss) 16
- Endo Steel
- Endo Steel
- Roll Again
- Roll Again

#### Right Leg

- Hip
- Upper Leg Actuator
- Lower Leg Actuator
- Foot Actuator
- Endo Steel
- Endo Steel



### INTERNAL STRUCTURE DIAGRAM



### HEAT DATA

Heat Level*	Effects	Heat Sinks:
30	Shutdown	11 [22]
28	Ammo Exp. avoid on 8+	Double ○○
26	Shutdown, avoid on 10+	
25	-5 Movement Points	
24	+4 Modifier to Fire	
23	Ammo Exp. avoid on 6+	
22	Shutdown, avoid on 8+	
20	-4 Movement Points	
19	Ammo Exp. avoid on 4+	
18	Shutdown, avoid on 6+	
17	+3 Modifier to Fire	
15	-3 Movement Points	
14	Shutdown, avoid on 4+	
13	+2 Modifier to Fire	
10	-2 Movement Points	
8	+1 Modifier to Fire	
5	-1 Movement Points	

### Heat Scale

Heat Scale	Overflow
30*	
29	
28*	
27	
26*	
25*	
24*	
23*	
22*	
21	
20*	
19*	
18*	
17*	
16	
15*	
14*	
13*	
12	
11	
10*	
9	
8*	
7	
6	
5*	
4	
3	
2	
1	
0	