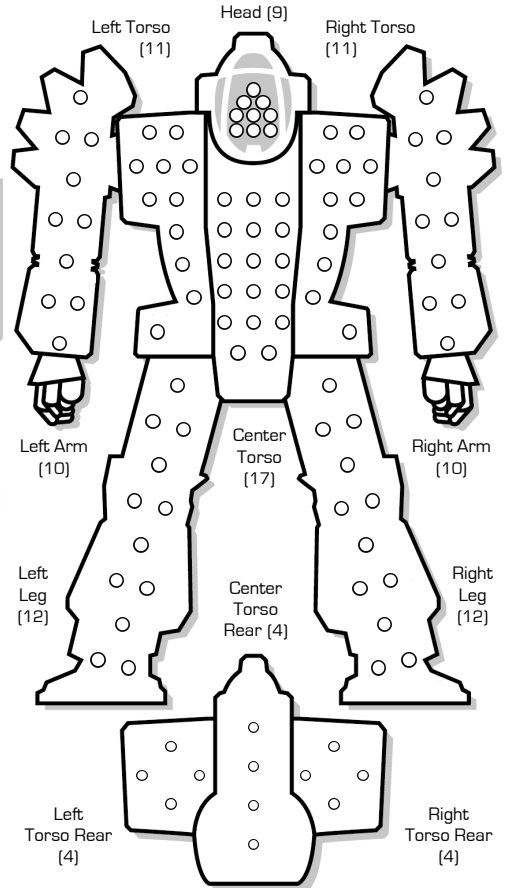


BATTLETECH™

BATTLEMECH RECORD SHEET

Armor Factor - 104

ARMOR DIAGRAM



'MECH DATA

Type: Phoenix Hawk L PXH-11K

Movement Points: **Walking:** 6 **Running:** 9 **Jumping:** 6
Tonnage: 35 **Tech Base:** Inner Sphere **Rules Level:** Advanced **Role:** Scout

WARRIOR DATA

Name: _____
Gunnery Skill: _____ **Piloting Skill:** _____
Hits Taken


1	2	3	4	5	6
---	---	---	---	---	---

Consciousness#

3	5	7	10	11	Dead
---	---	---	----	----	------

Weapons & Equipment Inventory [hexes]

Qty	Type	Loc	Ht	Dmg	Min	Sht	Med	Lng
1	ER Medium Laser	RA	5	5	—	4	8	12
1	Heavy Machine Gun	RA	0	3	—	1	2	—
1	TSEMP Cannon	RA	10	—	—	5	10	15
2	Heavy Machine Gun	LA	0	3	—	1	2	—
1	MML 3	LA	2	2/Sht	—	3	6	9
				1/Sht	6	7	14	21



BV: 1,563




CRITICAL HIT TABLE

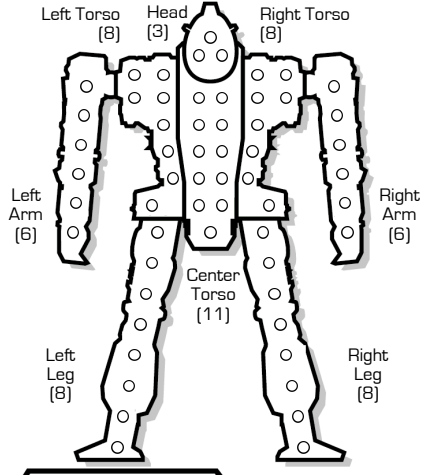
- Left Arm**
- Shoulder
 - Upper Arm Actuator
 - 1-3 Double Heat Sink
 - 1-3 Double Heat Sink
 - 1-3 Double Heat Sink
 - 1-3 MML 3
- Center Torso**
- MML 3
 - Heavy Machine Gun
 - Heavy Machine Gun
 - 4-6 Endo Steel
 - 4-6 Endo Steel
 - 4-6 Endo Steel
- Left Torso**
- 1-3 XL Engine
 - 1-3 XL Engine
 - 1-3 XL Engine
 - 1-3 Jump Jet
 - 1-3 Jump Jet
 - 1-3 Jump Jet
- Right Torso**
- 1-3 XL Engine
 - 1-3 XL Engine
 - 1-3 XL Engine
 - 1-3 Double Heat Sink
 - 1-3 Double Heat Sink
 - 1-3 Double Heat Sink
- Left Leg**
- Hip
 - Upper Leg Actuator
 - Lower Leg Actuator
 - Foot Actuator
 - Endo Steel
 - Endo Steel
- Right Leg**
- Hip
 - Upper Leg Actuator
 - Lower Leg Actuator
 - Foot Actuator
 - Endo Steel
 - Endo Steel

- Head**
- Life Support
 - Sensors
 - Cockpit
 - Endo Steel
 - Sensors
 - Life Support
- Right Arm**
- Shoulder
 - Upper Arm Actuator
 - Lower Arm Actuator
 - Hand Actuator
 - 1-3 TSEMP Cannon
 - 1-3 TSEMP Cannon
- Center Torso**
- 1-3 XL Engine
 - 1-3 XL Engine
 - 1-3 XL Engine
 - 1-3 XL Gyro
 - 1-3 XL Gyro
 - 1-3 XL Gyro
- Right Arm**
- 1-3 TSEMP Cannon
 - 1-3 TSEMP Cannon
 - 1-3 TSEMP Cannon
 - 1-3 ER Medium Laser
 - 1-3 Heavy Machine Gun
 - 1-3 Endo Steel
- Right Torso**
- 1-3 XL Engine
 - 1-3 XL Engine
 - 1-3 XL Engine
 - 1-3 Double Heat Sink
 - 1-3 Double Heat Sink
 - 1-3 Double Heat Sink
- Left Leg**
- 1-3 Jump Jet
 - 1-3 Jump Jet
 - 1-3 Jump Jet
 - 1-3 Endo Steel
 - 1-3 Endo Steel
 - 1-3 Endo Steel
- Right Leg**
- 1-3 Jump Jet
 - 1-3 Jump Jet
 - 1-3 Jump Jet
 - 1-3 Endo Steel
 - 1-3 Endo Steel
 - 1-3 Endo Steel

Engine Hits ○○○○
 Gyro Hits ○○
 Sensor Hits ○○
 Life Support ○



INTERNAL STRUCTURE DIAGRAM



HEAT DATA

Heat Level*	Effects	Heat Sinks:
30	Shutdown	10 [20]
28	Ammo Exp. avoid on 8+	Double ○
26	Shutdown, avoid on 10+	○
25	-5 Movement Points	○
24	+4 Modifier to Fire	○
23	Ammo Exp. avoid on 6+	○
22	Shutdown, avoid on 8+	○
20	-4 Movement Points	○
19	Ammo Exp. avoid on 4+	○
18	Shutdown, avoid on 6+	○
17	+3 Modifier to Fire	○
15	-3 Movement Points	○
14	Shutdown, avoid on 4+	○
13	+2 Modifier to Fire	○
10	-2 Movement Points	○
8	+1 Modifier to Fire	○
5	-1 Movement Points	○

Heat Scale

Overflow
30*
29
28*
27
26*
25*
24*
23*
22*
21
20*
19*
18*
17*
16
15*
14*
13*
12
11
10*
9
8*
7
6
5*
4
3
2
1
0