

Don't Spill the BEANS



WARNING:

CHOKING HAZARD-Small parts.
Not for children under 3 years.

For 2 to 4 Players
Ages 3 and Up

Contents

Bean Pot (2-parts), Bean Pot Lid,
Base, 2 Hands, Beans, Label Sheet

Object of the Game: Have fun!

Drop your beans onto the bean pot lid one by one, but don't spill them!

GET READY!

1. Snap together the bean pot as shown in Figure 1.

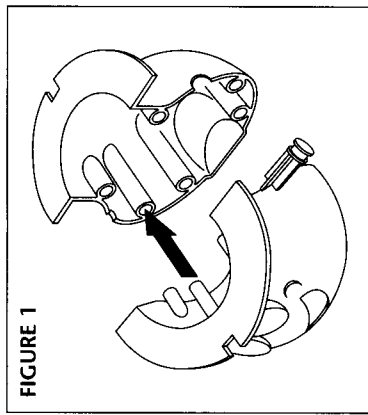


FIGURE 1

2. Apply the labels as shown in Figures 2-4.

FIGURE 2

Apply labels to both sides of bean pot as shown.

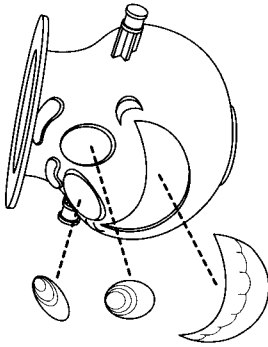


FIGURE 3

Apply hand labels to the outlined side of each hand.

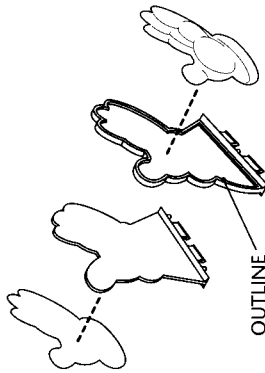
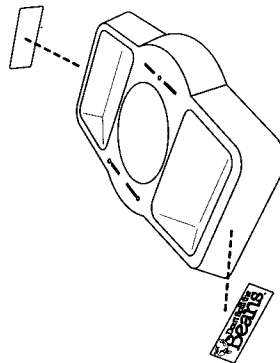


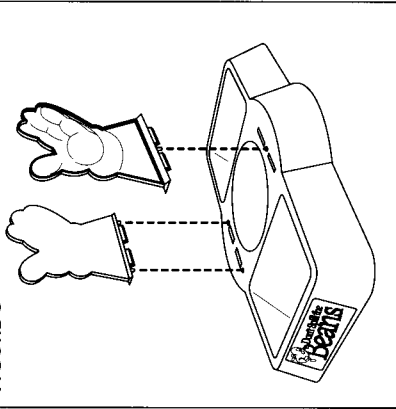
FIGURE 4

Apply labels to both ends of base.



3. Insert the plastic hands into the base as shown in Figure 5.

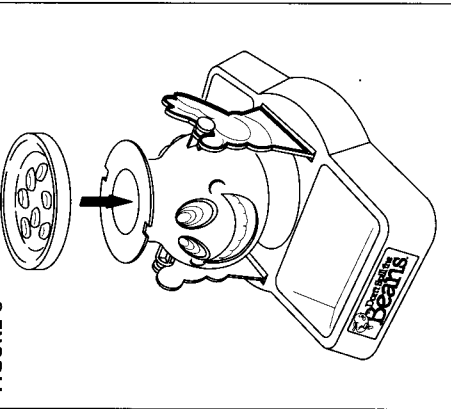
FIGURE 5



4. Set the bean pot onto the hands as shown in Figure 6.

5. Place the lid onto the bean pot and turn the lid 1/4 turn.

FIGURE 6



GET SET!

1. Remove the beans from the plastic bag. Discard the bag.
2. Divide the beans evenly between players.
3. Pick a player to go first.

DROP!

In turn, you drop one bean at a time onto the top of the bean pot lid. The more beans there are, the more care you must take! If you upset the balance of the pot, you'll spill the beans!

If you do spill the beans onto either end of the base, add them to the beans you already have in front of you. Then continue the game as before.

YOU WIN!

If you are first to get rid of all your beans, you win the game!

A GOOD IDEA!

When you are done playing, store the beans inside the pot!

Milton Bradley Company
P.O. Box 1247, East Longmeadow, MA 01028
© 1984, 1986, 1993, 1997 Milton Bradley Company.
All Rights Reserved. 4785-1